

SHOW ALL WORK NEATLY AND CLEARLY BOX ALL ANSWERS.

FILL IN THE BLANK WITH THE MOST APPROPRIATE ANSWER. NO PARTIAL CREDIT.

- (1) TRUE OR FALSE: If $\lim_{k \rightarrow \infty} a_k = 0$ then $\sum_{k=1}^{\infty} a_k$ converges. false
- (2) $\int \cos^2 x \, dx = \frac{1}{2}x + \frac{1}{4}\sin 2x + C$
- (3) $\cosh(\ln 3) = \frac{e^{\ln 3} + e^{-\ln 3}}{2} = \frac{3 + \frac{1}{3}}{2}$ (exactly) $\frac{10}{6} = \frac{5}{3}$
- (4) Express the point $(-\sqrt{3}, 1)$ in polar coordinates(exactly) $(2, \frac{5\pi}{6})$ $r^2=4$ $r=\pm 2$ $\tan \theta = -\frac{1}{\sqrt{3}}$ (\oplus)
- (5) Express the polar point $(8, 7\pi/6)$ in rectangular coordinates (exactly) $(-4\sqrt{3}, -4)$
- (6) The derivative of $f(x) = e^{1-3x}$ is $-3e^{1-3x}$
- (7) $6 - 2 + 2/3 - 2/9 + \dots = \frac{a}{1-r} = \frac{6}{1+1/3} = 9/2$ geometric series $a=6$ $r=(-1/3)$
- (8) $\lim_{x \rightarrow 0^+} \frac{\sin x}{x^2} = \infty$ $\lim_{x \rightarrow 0^+} \frac{\sin x}{x^2} = \lim_{x \rightarrow 0^+} \frac{\cos x}{2x} = \infty$
- (9) $\int \frac{1}{1-x} \, dx = -\ln(1-x) + C$
- (10) True or False: $1 - \frac{1}{\sqrt{2}} + \frac{1}{\sqrt{3}} - \frac{1}{\sqrt{4}} + \dots$ is a conditionally convergent series. true

(11) For each of the following series, classify as convergent (absolute or conditional if applicable) or divergent. SHOW ALL DETAILS.

(a) $\frac{1}{e} + \frac{2}{e^4} + \frac{3}{e^9} + \frac{4}{e^{16}} + \dots$

$$\sum_{n=1}^{\infty} \frac{n}{e^{n^2}} = \sum_{n=1}^{\infty} n e^{-n^2}$$

Consider $f(x) = x e^{-x^2}$

This function is conts.

$$f'(x) = x e^{-x^2} (-2x) + e^{-x^2} = (-2x^2 + 1) e^{-x^2}$$

so f is decreasing for $x > 1$

$$\lim_{x \rightarrow \infty} x e^{-x^2} = \lim_{x \rightarrow \infty} \frac{x}{e^{x^2}} = \lim_{x \rightarrow \infty} \frac{1}{2x e^{x^2}} = 0$$

So... integral test applies

$$\int_0^{\infty} x e^{-x^2} \, dx = \lim_{b \rightarrow \infty} \int_0^b x e^{-x^2} \, dx = \lim_{b \rightarrow \infty} \left[-\frac{1}{2} e^{-x^2} \right]_0^b = \frac{1}{2}$$

now $\int x e^{-x^2} \, dx = -\frac{1}{2} \int e^u \, du = -\frac{1}{2} e^{-x^2} + C$
 $u = -x^2$
 $du = -2x \, dx$

so since integral converges, series does (absolute)

(b) $\sum_{n=1}^{\infty} (-1)^{n-1} \frac{2n}{4n^2 - 3}$

Check for absolute convergence

Limit comparison test

$$\lim_{n \rightarrow \infty} \frac{\frac{2n}{4n^2 - 3}}{\frac{1}{n}} = \lim_{n \rightarrow \infty} \frac{2n^2}{4n^2 - 3} = \frac{1}{2}$$

so since $\sum \frac{1}{n}$ diverges,

$\sum \frac{2n}{4n^2 - 3}$ diverges, so given

series is not absolutely convergent.

Conditionally?

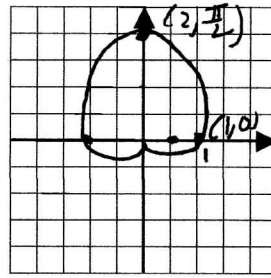
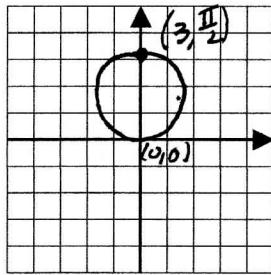
$$\lim_{n \rightarrow \infty} \frac{2n}{4n^2 - 3} = 0 \quad \checkmark$$

$$f(x) = \frac{2x}{4x^2 - 3} \Rightarrow f'(x) = \frac{(4x^2 - 3)(2) - 2x(8x)}{(4x^2 - 3)^2}$$

$$= -\frac{6 + 8x^2}{(4x^2 - 3)^2} < 0 \quad \forall x$$

So Conditionally convergent

(12) Sketch the graphs of the polar curves: $r = 3\sin\theta$ and $r = 1 + \sin\theta$.



(13) Find each of the following limits. Show details or no credit will be given:

$$\begin{aligned} \text{(a) } \lim_{x \rightarrow 0} \left(\frac{1 - \cos x}{x^2} \right) & \left(\frac{0}{0} \right) \\ \text{L'Hop} \downarrow & \\ &= \lim_{x \rightarrow 0} \frac{\sin x}{2x} \quad \left(\frac{0}{0} \right) \\ \text{L'Hop} \downarrow & \\ &= \lim_{x \rightarrow 0} \frac{\cos x}{2} \\ &= \frac{1}{2} \end{aligned}$$

$$\begin{aligned} \text{(b) } \lim_{x \rightarrow \infty} (x \tan(1/x)) &= \lim_{x \rightarrow \infty} \frac{\tan(1/x)}{1/x} \quad \left(\frac{0}{0} \right) \\ &= \lim_{x \rightarrow \infty} \frac{(-1/x^2) \sec^2(1/x)}{(-1/x^2)} \quad \text{L'Hop} \\ &= \lim_{x \rightarrow \infty} \sec^2(1/x) \\ &= \sec^2 0 = 1 \end{aligned}$$

(14) If $f(x) = 2 + e^x$, find $f^{-1}(x)$.

$$\begin{aligned} y &= 2 + e^x \\ \text{switch} & \\ x &= 2 + e^{-y} \\ x - 2 &= e^{-y} \\ \ln(x - 2) &= -y \\ y &= -\ln(x - 2) \\ f^{-1}(x) &= -\ln(x - 2) \end{aligned}$$

(15) Determine the interval of convergence: SHOW DETAILS.

$$\sum_{n=0}^{\infty} \frac{(-1)^n x^n}{3^n (n+1)}$$

$$\left| \frac{a_{n+1}}{a_n} \right| = \left| \frac{x^{n+1}}{3^{n+1}(n+2)} \cdot \frac{3^n(n+1)}{x^n} \right| = \frac{|x|}{3} \cdot \frac{n+1}{n+2}$$

$$\lim_{n \rightarrow \infty} \left| \frac{a_{n+1}}{a_n} \right| = \lim_{n \rightarrow \infty} \frac{|x|}{3} \cdot \frac{n+1}{n+2} = \frac{|x|}{3}$$

So series converges absolutely when $\frac{|x|}{3} < 1$ and diverges when $\frac{|x|}{3} > 1$

Consider $\frac{|x|}{3} = 1 \Rightarrow |x| = 3$.

$x = 3$ $\sum \frac{(-1)^n}{n+1}$ converges by AST

$x = -3$ $\sum \frac{1}{n+1}$ diverges by comparison to harmonic series

$$\Rightarrow (-3, 3]$$

(16) Compute each of the following integrals. For any given improper integrals, you must first write the integral in terms of the limit as it is defined.

(a) $\int \frac{2x^2 - x + 4}{x^3 + 4x} dx$ ~~by~~ *partial Fraction*

$$\frac{2x^2 - x + 4}{x(x^2 + 4)} = \frac{A}{x} + \frac{Bx + C}{x^2 + 4} = \frac{1}{x} + \frac{x-1}{x^2 + 4}$$

$$\int \left(\frac{1}{x} + \frac{x-1}{x^2 + 4} \right) dx$$

$$= \int \frac{1}{x} dx + \int \frac{x}{x^2 + 4} dx - \int \frac{1}{x^2 + 4} dx$$

$u = x^2 + 4$
 $du = 2x dx$

$$\ln|x| + \frac{1}{2} \ln(x^2 + 4) - \frac{1}{2} \tan^{-1} \frac{x}{2} + C$$

(c) $\int_0^{\infty} \frac{e^{-x}}{1 + e^{-2x}} dx$

$u = e^{-x}$
 $du = -e^{-x} dx$

$$\int_0^{\infty} \frac{e^{-x}}{1 + e^{-2x}} dx = \lim_{b \rightarrow \infty} \int_0^b \frac{e^{-x}}{1 + e^{-2x}} dx$$

$$= \lim_{b \rightarrow \infty} \int_{x=0}^{x=b} \frac{-du}{1 + u^2} = \lim_{b \rightarrow \infty} \left[-\tan^{-1} u \right]_{x=0}^{x=b}$$

$$= \lim_{b \rightarrow \infty} \left(-\tan^{-1} b + \tan^{-1} 1 \right)$$

$$= \lim_{b \rightarrow \infty} \left(-\tan^{-1} e^{-x} \right) \Big|_0^b$$

$$= \lim_{b \rightarrow \infty} \left(-\tan^{-1} e^{-b} + \tan^{-1} 1 \right)$$

$$= \frac{\pi}{4}$$

(8) $\int \frac{dx}{x^2 \sqrt{x^2 - 25}}$ $x = 5 \sec \theta$
 $dx = 5 \sec \theta \tan \theta d\theta$

$$\int \frac{5 \sec \theta \tan \theta d\theta}{25 \sec^2 \theta \sqrt{25 \sec^2 \theta - 25}}$$

$$\int \frac{5 \sec \theta \tan \theta d\theta}{25 \sec^2 \theta \cdot 5 \tan \theta} d\theta$$

$$= \int \frac{1}{25} \cos \theta d\theta$$

$$= \frac{1}{25} \sin \theta + C$$

$$= \frac{1}{25} \frac{\sqrt{x^2 - 25}}{x} + C$$



(d) $\int \cos^3 x dx = \int \cos x \cos^2 x dx$

$$= \int \cos x (1 - \sin^2 x) dx$$

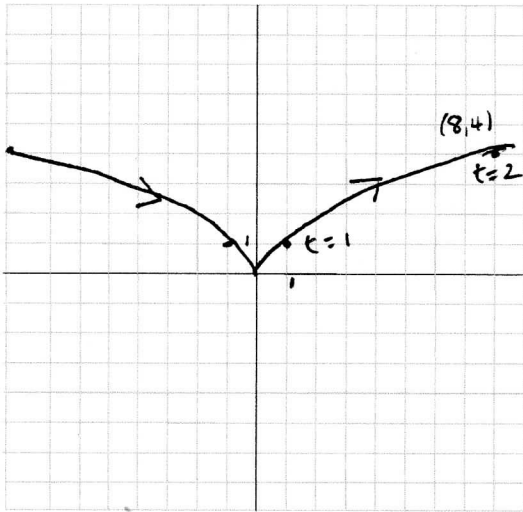
$u = \sin x$
 $du = \cos x dx$

$$= \int (1 - u^2) du$$

$$u - \frac{1}{3} u^3 + C$$

$$\sin x - \frac{1}{3} \sin^3 x + C$$

- (17) (a) Sketch the curve given by the parametric equations $\begin{cases} x=t^3 \\ y=t^2 \end{cases} \Rightarrow y=x^{2/3}$
 (b) Find the length of the portion of the above curve corresponding to $0 \leq t \leq 2$



$$\begin{aligned}
 L &= \int_0^2 \sqrt{(3t^2)^2 + (2t)^2} dt \\
 &= \int_0^2 \sqrt{9t^4 + 4t^2} dt \\
 &= \int_0^2 t \sqrt{9t^2 + 4} dt \quad \begin{array}{l} u = 9t^2 + 4 \\ du = 18t dt \end{array} \\
 &= \frac{1}{18} \int_4^{40} u^{1/2} du = \frac{1}{18} \cdot \frac{2}{3} u^{3/2} \Big|_4^{40} \\
 &= \frac{1}{27} (40^{3/2} - 4^{3/2}) = \frac{1}{27} (80\sqrt{10} - 8) \approx 9.07
 \end{aligned}$$

- (18) Given $f(x) = xe^x$, answer the following, find any other information necessary to obtain a graph and sketch the graph.

(a) $\lim_{x \rightarrow \infty} f(x) = \infty$

(b) $\lim_{x \rightarrow -\infty} f(x) = 0$

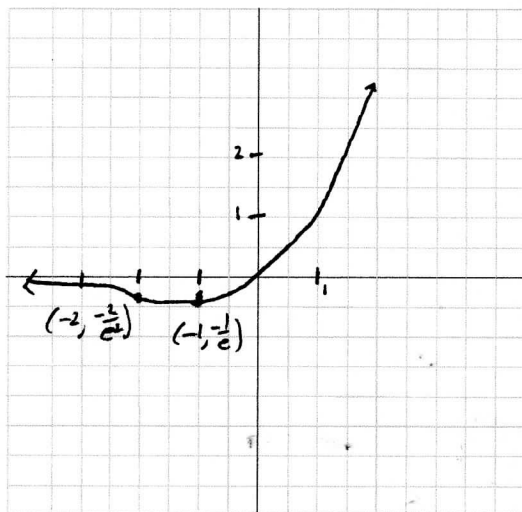
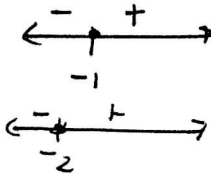
(c) local extrema local min $(-1, -\frac{1}{e}) \approx (-1, -0.36)$

(d) Discuss concavity. CD $(-\infty, -2)$ CU $(-\infty, -2)$
inflection $(-2, -\frac{2}{e^2})$
 $(-2, -0.27)$

$$\lim_{x \rightarrow -\infty} xe^x = \lim_{x \rightarrow -\infty} \frac{x}{e^{-x}} = \lim_{x \rightarrow -\infty} \frac{1}{-e^{-x}} = \lim_{x \rightarrow -\infty} -e^x = 0$$

$$y' = xe^x + e^x = (x+1)e^x$$

$$y'' = xe^x + 2e^x = (x+2)e^x$$



(19) (a) Use series to approximate $\int_0^{1/2} \frac{1}{\sqrt{1+x^2}} dx$ correct to 2 decimal places. error $< .005$

(b) Find the value of the integral exactly by integrating directly.

a) Find series for $(1+x)^{-1/2}$, then substitute x^2 for x and integrate.

$$f(x) = (1+x)^{-1/2}$$

$$f'(x) = -\frac{1}{2}(1+x)^{-3/2}$$

$$f''(x) = \frac{1}{2} \cdot \frac{3}{2} (1+x)^{-5/2}$$

$$f'''(x) = -\frac{1}{2} \cdot \frac{3}{2} \cdot \frac{5}{2} (1+x)^{-7/2}$$

$$f^{(n)}(x) = \frac{(-1)^n \cdot 1 \cdot 3 \cdot 5 \cdots (2n-1)}{2^n} (1+x)^{-\frac{2n+1}{2}}$$

so $f^{(n)}(0) = \frac{(-1)^n \cdot 1 \cdot 3 \cdots (2n-1)}{2^n}$ for $n \geq 1$

$$\frac{1}{\sqrt{1+x}} = \sum_{n=0}^{\infty} \frac{f^{(n)}(0)}{n!} x^n$$

$$= 1 + \sum_{n=1}^{\infty} \frac{(-1)^n \cdot 1 \cdot 3 \cdot 5 \cdots (2n-1)}{2^n n!} x^n$$

Substitute x^2

$$\frac{1}{\sqrt{1+x^2}} = 1 + \sum_{n=1}^{\infty} \frac{(-1)^n \cdot 1 \cdot 3 \cdot 5 \cdots (2n-1)}{2^n n!} x^{2n}$$

Integrate.

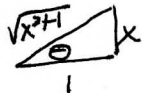
$$\int_0^{1/2} \frac{1}{\sqrt{1+x^2}} = x + \sum_{n=1}^{\infty} \frac{(-1)^n (1 \cdot 3 \cdots (2n-1))}{2^n n!} \frac{x^{2n+1}}{2n+1} \Big|_0^{1/2}$$

$$= \frac{1}{2} + \sum_{n=1}^{\infty} \frac{(-1)^n (1 \cdot 3 \cdot 5 \cdots (2n-1))}{2^n n! (2n+1)} \left(\frac{1}{2}\right)^{2n+1}$$

$$= \frac{1}{2} - \frac{1}{2 \cdot 3 \cdot 2^3} + \frac{1 \cdot 3}{2^2 \cdot 2 \cdot 5 \cdot 2^5} - \frac{1 \cdot 3 \cdot 5}{2^3 \cdot 3! \cdot 7 \cdot 2^7} - \dots$$

$$= \frac{1}{2} - \frac{1}{48} + \frac{3}{1280} + \dots \approx 0.48$$

b) $\int_0^{1/2} \frac{1}{\sqrt{1+x^2}} dx$ Trig substitution
 let $x = \tan \theta$
 $dx = \sec^2 \theta d\theta$



$$\int_0^{1/2} \frac{1}{\sqrt{1+\tan^2 \theta}} \sec^2 \theta d\theta$$

$$\int_0^{x=1/2} \sec \theta d\theta$$

$$= \ln |\sec \theta + \tan \theta| \Big|_{x=0}^{x=1/2}$$

$$= \ln \left| \sqrt{x^2+1} + x \right| \Big|_0^{1/2}$$

$$= \ln \left| \sqrt{\frac{5}{4}} + \frac{1}{2} \right| = \frac{\ln \left(\frac{\sqrt{5}+1}{2} \right)}{\text{exact}} \approx 0.4812$$

or $\sinh^{-1}\left(\frac{1}{2}\right)$

should agree to 2 dec. places